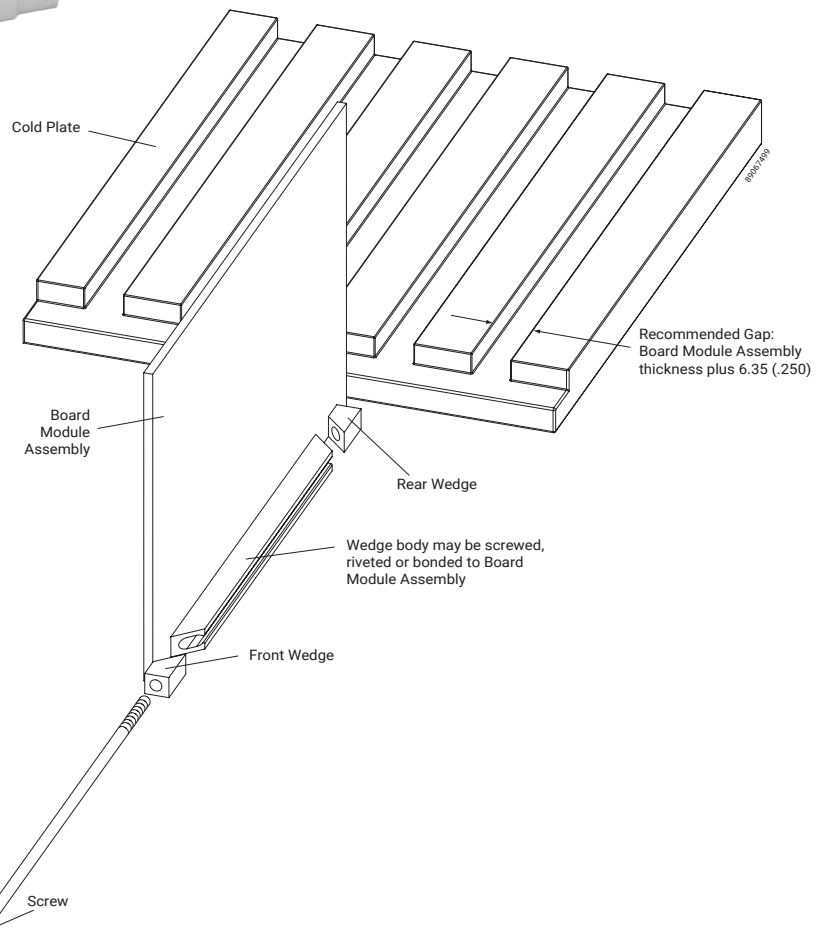



Series 230 Card-Lok

CONNECT AND PROTECT



RECOMMENDED GAP WIDTH

PCB + 6.35 (.250)

RECOMMENDED TORQUE

68 N-cm (6 in-lbs)

With "L" option 90 N-cm (8 in-lbs)

WEIGHT

1.34 g/cm (.120 oz/in)

MATERIALS AND FINISH

WEDGES

- **Material:** Aluminum Alloy 6061-T6 per ASTM-B221 or AMS-QQ-A-200/8
- **Finish:** See finish table on opposite page

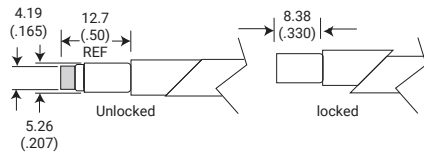
SCREW

.09-in. or 2.5-mm hex. socket head cap screw, depending on mounting configuration

- **Material:** Stainless steel per ASTM A-582
- **Finish:** Passivated per AMS2700

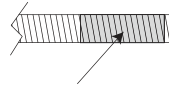
Detail "V"

Provides visual lock indication.



Detail "L"

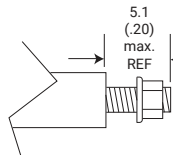
Provides prevailing torque for resistance to loosening from shock and vibration.



Lock element per MIL-F-18240 applied to thread of screw

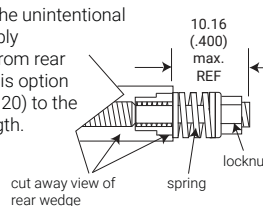
Detail "R"

Reduces the possibility of unintentional disassembly of the screw from rear wedge. This option adds no additional screw length with or without "CR" unless included with "W" option, then 2.5 (.10) total.



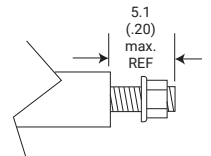
Detail "K"

Prevents the unintentional disassembly of screw from rear wedge. This option adds 5.1 (.20) to the screw length.

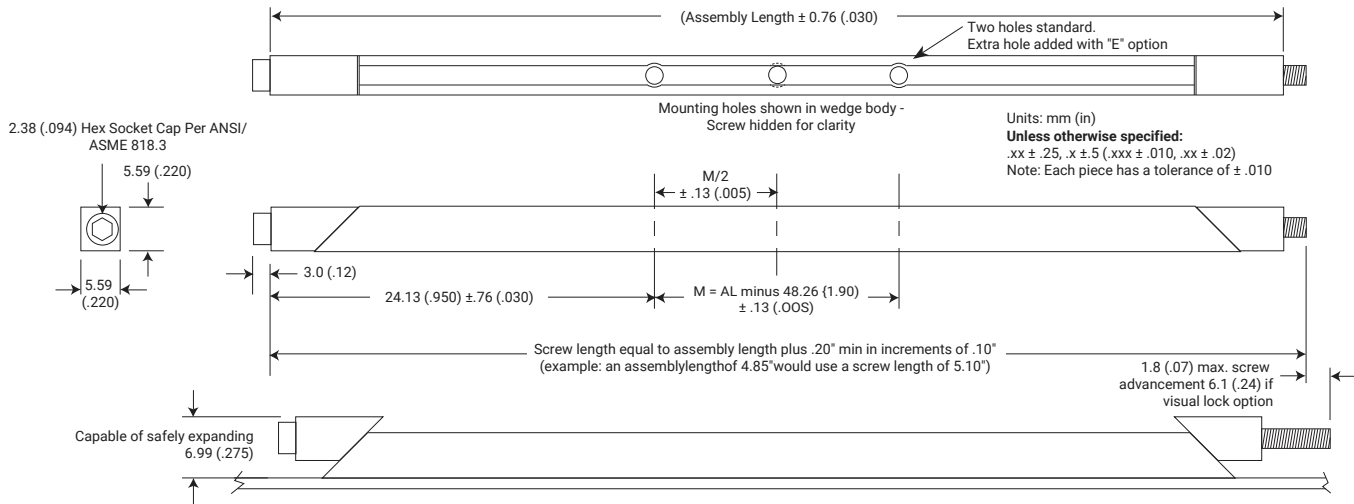


Detail "CR"

If the "R" option is included with this "CR" option, then the locknut is stainless steel.



SERIES 230 CARD-LOK



Part Number Code
Series 230 Card-Lok Three Piece

Metric Screw Head M2.5 Hex Drive M
 Standard Screw Head 3/32 [blank]
 Lock and Flat Washer W
 None [blank]
 Visual Indicator V
 No Visual Indicator [blank]
 Black Anodize A
 or choose from Finish Table see table

Suffix options
 Stainless Steel Captive (and Lock Nut if "R" option is also selected) CR
 Standard Plated Steel "-

Assembly length in inches. Standard lengths are 71.12 (2.80), 96.52 (3.80) and 121.9 (4.80).
 Other lengths available upon request. length.xx

Additional Center Mounting Hole E
 None [blank]
 Mounting Options - holes for rivet mounting H
 or choose from Mounting Option Table see table
 Lock Element L
 None [blank]
 Lock Nut R
 Captive Screw K
 None [blank]

M W V A 230 - 3.80 E H L R

Part Number Code Example: VA230CR-4.80HR
 Series 230 Card-Lok three piece 121.9 (4.80) long with visual indicator, black anodize finish, standard rivet mounting holes and stainless steel lock nut option

FINISH TABLE

Code Letter	Finish
[blank]	CHEM FILM PER MIL-DTL-5541 CLASS 3, GOLD
"R"	CHEM FILM PER MIL-DTL-5541 CLASS 3, TYPE II, CLEAR
"A"	BLACK ANODIZE PER MIL-A-8625 TYPE II, CLASS 2
"HA"	HARD BLACK ANODIZE PER MIL-A-8625 TYPE III, CLASS 2
"EN"	ELECTROLESS NICKEL PER MIL-C-26074 CLASS 4, GRADEB, BRIGHT

MOUNTING METHOD TABLE

Code Letter	Method
[blank]	NO MOUNTING HOLES
"H"	RIVET MOUNTING Ø1.70 (.067) HOLE WITH 3.96 (.156) COUNTERBORE x 4.19 (.165) DEEP AND 1002 x 3.56 (.140) COUNTERSINK
"T0"	0-80 TAPPED HOLE
"T2"	2-56 TAPPED HOLE
"TM2"	M2 X 0.40 TAPPED HOLE
"TM2.5"	M2.5 X 0.45 TAPPED HOLE

nVent SCHROFF, Inc.
 7328 Trade Street
 San Diego, CA 92121 USA
 +1 800-525-4682

CALMARK™



Our powerful portfolio of brands:

CADDY ERICO HOFFMAN RAYCHEM SCHROFF TRACER